

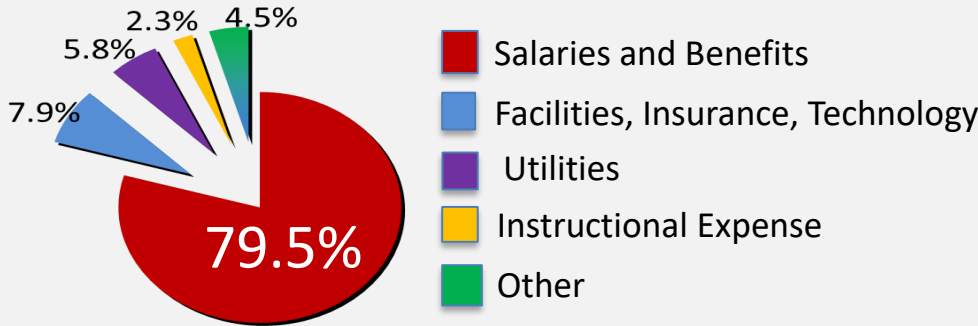


St. Matthew Catholic School

Where do we get our revenue and where does the money go?

Did You Know?

By far our biggest expense is staff salaries and benefits.



\$6,254
IS OUR ACTUAL
COST PER STUDENT

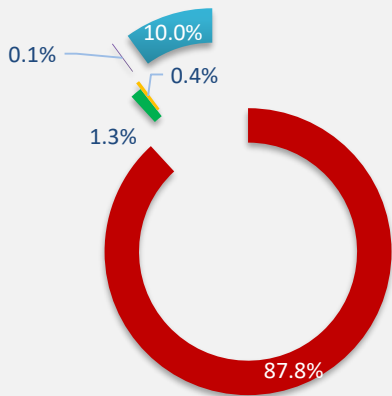
MARION COUNTY TEACHER SALARIES

Starting Salary Average Salary Maximum Salary

Entity	Starting Salary	Average Salary	Maximum Salary
ARCHDIOCESE	\$32,700	\$38,136	\$54,121
BEECH GROVE	\$38,000	\$49,075	\$76,000
WARREN TWP	\$40,000	\$51,850	\$77,783
DECATUR	\$40,000	\$55,009	\$85,555
FRANKLIN TWP	\$40,050	\$55,100	\$81,268
PIKE	\$42,363	\$56,030	\$86,623
WASH. TWP.	\$40,500	\$56,230	\$83,317
LAWRENCE TWP	\$42,622	\$57,930	\$78,026
PERRY TWP	\$41,500	\$58,000	\$82,862
SPEEDWAY	\$44,252	\$58,265	\$86,702
IPS	\$42,587	\$58,753	\$74,920
WAYNE TWP	\$41,934	\$60,055	\$83,269

Despite a new increased salary scale being implemented by the Archdiocese, some of our teachers still lag FAR behind the salaries of their counterparts in public schools. Our teachers' dedication and passion are to the mission of St. Matthew and Catholic education, not to the monetary reward. Yet there is no denying our starting teachers make approximately \$8,000 less PER YEAR, and our veteran teachers make \$20,000-\$30,000 less PER YEAR!!!

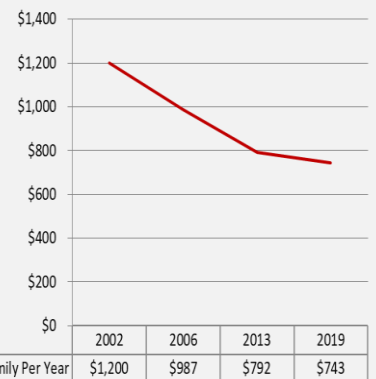
SMS Revenue Sources



Did You Know?

St. Matthew Parish gives **20%** of collections to help subsidize the school
Which accounts for **10%** of the school's budget

St. Matthew School families' contributions to Sunday collections, while appreciated, have declined



As seen in our tuition rates, active parishioner and Catholic families get a tremendous benefit. The decreasing level of giving hurts both the school and our many vibrant parish ministries.



We appreciate all of our families' sacrifices to our parish and school to make our quality Catholic education possible. We strive to be good stewards of our shared resources.

